


Covering The Spectrum




Unit Corporation
2006 Annual Report



Unit Corporation

Covering the Spectrum



We are a diversified energy company engaged through our subsidiaries in

- the contract drilling of onshore oil and natural gas wells,
- the exploration and production of oil and natural gas,
- the acquisition of producing oil and natural gas properties, and
- the buying, selling, gathering, processing and treating of natural gas.

Our operations are mainly located in the Mid-Continent, Rocky Mountain and Gulf Coast Basins. Our corporate offices are located in Tulsa, Oklahoma, with regional offices in Oklahoma City, Oklahoma; Woodward, Oklahoma; Booker, Texas; Borger, Texas; Houston, Texas; Humble, Texas; Midland, Texas; Weatherford, Texas; Denver, Colorado; and Casper, Wyoming. Our common stock trades on the New York Stock Exchange under the symbol "UNT."

DEFINITIONS AND ABBREVIATIONS

Mcf	Thousand cubic feet of natural gas
MMcf	Million cubic feet of natural gas
Mcfe	Thousand cubic feet equivalent of natural gas
MMcfe	Million cubic feet equivalent of natural gas
Bcf	Billion cubic feet of natural gas
Bcfe	Billion cubic feet equivalent of natural gas
Bbls	Barrels of oil
MBbls	Thousand barrels of oil
Btu	British thermal unit
MBtu	Thousand British thermal units
MMBtu	Million British thermal units

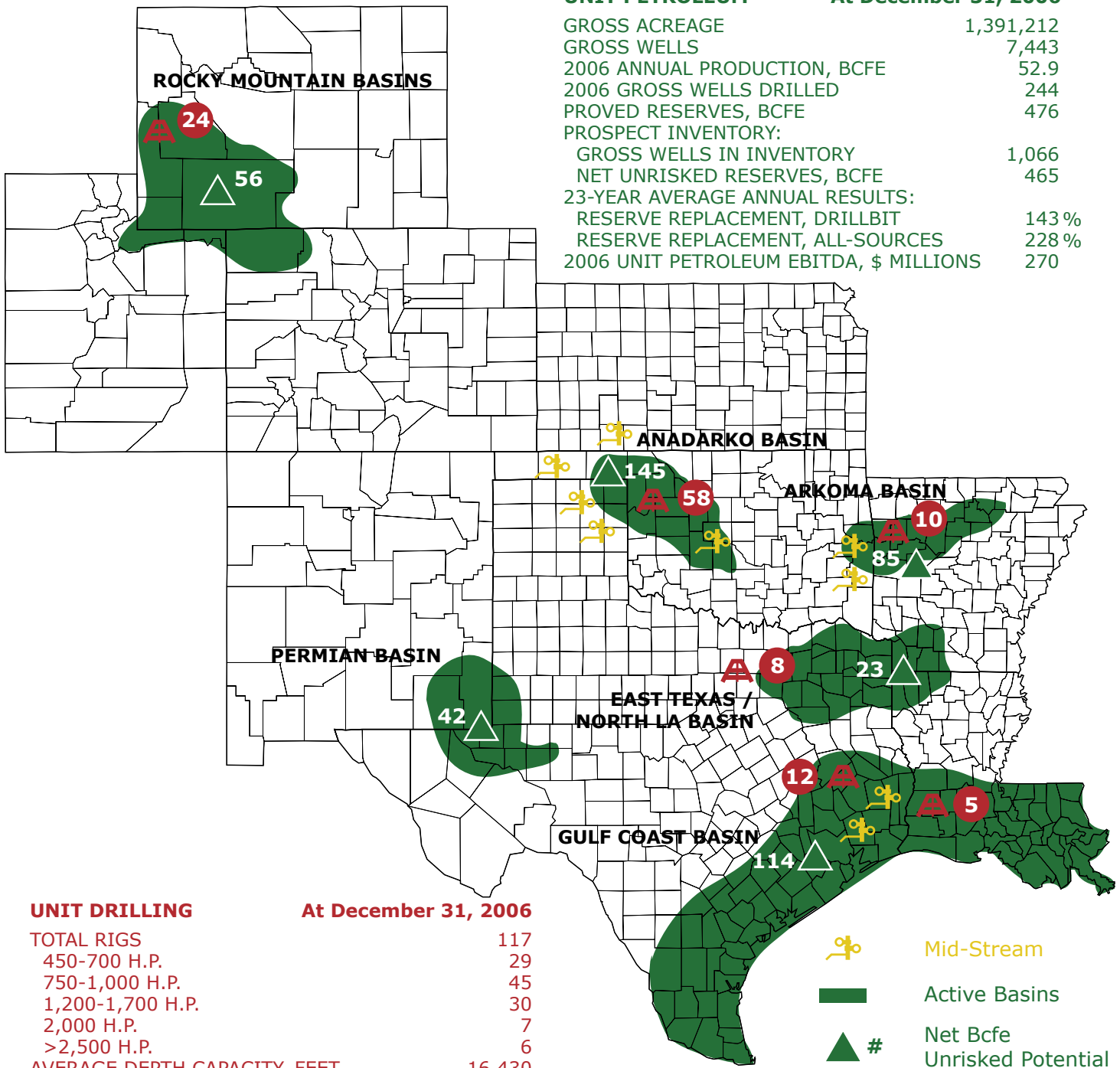
ANNUAL MEETING

Our annual meeting of stockholders will be held at 11:00 a.m. Central Time on May 2, 2007 in the Tulsa Room, in the Bank of Oklahoma Tower, 9th floor, in Tulsa, Oklahoma.

TABLE OF CONTENTS

The Strength of Three	1
Letter to Our Shareholders	2
Unit Drilling Company Overview	4
Unit Petroleum Company Overview	6
Superior Pipeline Company Overview	8
Selected Financial and Operational Data	10
Directors & Officers	12
2006 Form 10-K	After Page 12
Corporate Information	Back Inside Cover

THE STRENGTH OF THREE



UNIT PETROLEUM

At December 31, 2006

GROSS ACREAGE	1,391,212
GROSS WELLS	7,443
2006 ANNUAL PRODUCTION, BCFE	52.9
2006 GROSS WELLS DRILLED	244
PROVED RESERVES, BCFE	476
PROSPECT INVENTORY:	
GROSS WELLS IN INVENTORY	1,066
NET UNRISKS RESERVES, BCFE	465
23-YEAR AVERAGE ANNUAL RESULTS:	
RESERVE REPLACEMENT, DRILLBIT	143%
RESERVE REPLACEMENT, ALL-SOURCES	228%
2006 UNIT PETROLEUM EBITDA, \$ MILLIONS	270

UNIT DRILLING





At December 31, 2006

TOTAL RIGS	117
450-700 H.P.	29
750-1,000 H.P.	45
1,200-1,700 H.P.	30
2,000 H.P.	7
>2,500 H.P.	6
AVERAGE DEPTH CAPACITY, FEET	16,430
AVERAGE RIG UTILIZATION, 2003-2006	93%
2006 UNIT DRILLING EBITDA, \$ MILLIONS	379

SUPERIOR PIPELINE

At December 31, 2006

MILES OF PIPELINE	600
ACTIVE GATHERING SYSTEMS	37
NATURAL GAS TREATMENT PLANTS	3
NATURAL GAS PROCESSING PLANTS	6
2006 SUPERIOR PIPELINE EBITDA, \$ MILLIONS	12

-  Mid-Stream
-  Active Basins
-  Net Bcfe Unrisks Potential
-  Rig Count

LETTER TO OUR SHAREHOLDERS

As we enter 2007, Unit Corporation's 44th year, we are celebrating once again the setting of new company records and milestones in: total revenues, operating margins and EBITDA; the total amount of our oil and natural gas reserves, and the amount of our oil and natural gas production; drilling dayrates, the number of drilling rigs we owned and drilling rig utilization; and the volumes of natural gas gathered and processed per day. Our ability to grow and flourish over the past 43 years in this volatile industry has been due to our historical strategy of positioning our operations in major natural gas basins in the United States. During this period, we survived and thrived by keeping a conservative balance sheet and remaining intensely focused on our operating strategies, important components when weathering the cyclical nature of the energy industry.

DRILLING

Our contract drilling subsidiary, Unit Drilling Company, reached a record 117 drilling rigs owned by the end of 2006 by adding six drilling rigs during the year. We accomplished this increase through the purchase and construction of these six drilling rigs, all of which are diesel-electric rigs with a horsepower rating of 750 to 1,500, a depth classification that we have been able to keep at a high utilization rate during the year.

The majority of our rig fleet consists of medium-to-deep depth drilling rigs with an average depth capacity of 16,430 feet. We continue to be the number one drilling contractor in Oklahoma and one of the largest medium-to-deep depth land drillers in the United States. During the period of 2003 through 2006, our drilling rigs maintained a utilization rate of more than 90%, one of the highest utilization rates in our business. This utilization rate is a testament to where we operate: in some of the world's most active basins, including the Barnett Shale, Pinedale, East Texas, Madden Field, and the Uinta and Piceance Basins. We have always been known for providing high quality equipment and experienced personnel, and we believe these strengths make Unit the rig contractor of choice for many of the top oil and gas companies operating in the U.S. lower 48 states.

In 2007, we plan to add four additional drilling rigs, with the first moving into operation during the first quarter. This rig is already under contract in Wyoming. Of the \$131 million we have planned for capital expenditures for this business segment, \$44 million, or 34%, will be used for the addition of the four rigs. The remainder will be used for drill pipe, mud pumps, and other rig components. By comparison, the drilling group generated EBITDA of \$379 million in 2006. It's clear to see that this group continues to deliver for its drilling customers.

PRODUCING

But we're more than just a drilling company. Unit Petroleum Company, the company's growing oil and gas independent, achieved record oil and natural gas reserves of 475.9 Bcfe, 85% of which is natural gas. This is a 15% increase over our proved oil and natural gas reserves at the end of 2005. The year marks the 23rd consecutive that we have been able to replace at least 150% of the year's production with new reserves, an incredible accomplishment to attain. Our equivalent year-over-year oil and natural gas production increased 30% to 52.9 Bcfe, another record for Unit. Our reserves per share, on a debt-adjusted basis, have grown more than 50% over the last four years, while our production on the same basis is up more than 110%, another measure of the outstanding performance of our exploration and production operations.

For 2007, of our planned capital investment of \$326 million in our E&P operations, 90% is specifically set aside for drilling. During the year, we plan to drill 270 wells, an 11% increase over 2006, and we anticipate that our 2007 oil and natural gas production should reach 60.0 Bcfe, extending our success and setting another company record. To fuel our ongoing growth plans, we have more than 800 drilling sites in our prospect inventory which could provide an additional estimated 465 Bcfe of unrisks potential reserves net to Unit's ownership over and above our year-end reserves of 476 Bcfe. Over the last five years, Unit has drilled and completed more than 87% of the wells in which it has participated. Although we can not guarantee that we'll always be this successful, the same E&P team that has generated these record rates is intact and clearly geared up to meet our growth goals.

GATHERING

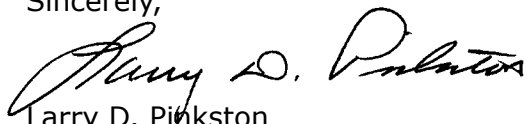
Our mid-stream operation, Superior Pipeline Company, L.L.C., is continuing to grow and establish a significant presence in the Arkoma and Mid-Continent Basins, two of America's important regional plays for natural gas. Superior gathered record volumes of 247,537 MMBtu per day, a 74% increase over 2005's daily rate. Superior's assets include three natural gas treatment plants, six operated natural gas processing plants, 37 active gathering systems and approximately 600 miles of pipeline. During 2006, Superior connected an additional 58 wells to its gathering systems. We are actively reviewing opportunities to expand this side of our business and budgeted capital expenditures of \$25 million for grass-roots expansion during 2007.

STRONGER TOGETHER!

It's clear to us that the outstanding financial and operational performances recorded by Unit in 2006 are the result of our structure: premium medium- and deep-depth drilling rigs, growing E&P operations, an expanding mid-stream business segment, conservative balance sheet and an outstanding group of oil and gas professionals. Working together your company made it possible for 2006 to be such a banner year. Year-over-year revenue increased 31% to a record \$1.2 billion, while year-over-year earnings per share increased 46% to \$6.72 per diluted share. EBITDA was \$661 million in 2006, an increase of 46% from 2005. Net cash provided by operating activities increased 59% to \$506.7 million and our debt-to-capitalization ratio is a very conservative 13%.

Unit Corporation's record 2006 results occurred despite a softening in natural gas prices during the last half of 2006. Entering 2007, prices are much improved, but there will be volatility to contend with. We are optimistic about our operations in 2007 and believe that we will set new records in oil and natural gas reserves and production levels. We believe our mid-stream operations will gather record levels again in 2007 and add to its asset base. And we believe that we will continue to have a very active and profitable drilling rig fleet. We are proud of this company and its achievements and look forward to reporting additional successes to you in the future.

Sincerely,



Larry D. Pinkston
President and Chief Executive Officer
March 1, 2007

UNIT DRILLING COMPANY

For 43 years, Unit Drilling Company has operated with the idea that to grow into one of the largest drilling companies in the U.S. you must provide quality rigs manned with quality crews. We've done that. Exiting 2006, Unit Drilling Company is one of the largest onshore drilling companies in the United States. Our contract drilling services can be found in the Anadarko and Arkoma Basins, in East and North Texas, along the Texas and Louisiana Gulf Coast, and in the Rocky Mountains. With operations in 10 different states, Unit has earned a strong reputation for providing outstanding service to its customers as well as meeting a wide range of their drilling needs.

Unit started out as a three-rig drilling company and has grown its operations to a record 117 drilling rigs. Of these rigs 58 are located in the Anadarko Basin, 10 are in the Arkoma Basin, 17 are located within our Gulf Coast operations, 24 are in the Rocky Mountain region, and eight drilling rigs are in the North Texas region. Our drilling field offices include Oklahoma City and Woodward, Oklahoma; Hum-

ble, Weatherford and Borger, Texas; and Casper, Wyoming.

Our drilling rig fleet ranges in depth capacities from 5,000 to 40,000 feet, averaging approximately 16,430 feet, and can provide vertical and horizontal services using both air and mud as drilling mediums.

Our average drilling rig utilization for the year was 109.0 drilling rigs, a 7% improvement over 2005. Drilling revenues for the year increased 51% to \$699.4 million, while average dayrates for the year rose 51% to \$18,767 per day. Contract drilling operating margins increased to 55% for the year, compared to 42% for 2005.

Of the six drilling rigs added to our fleet during 2006, all were diesel-electric drilling rigs with horsepower ratings from 750 to 1,500, a classification of rig that we have been able to keep working at a high utilization rate. During the first quarter of 2007, we plan to add our 118th drilling rig to our fleet, which should go directly to work at a dayrate of approximately \$23,000

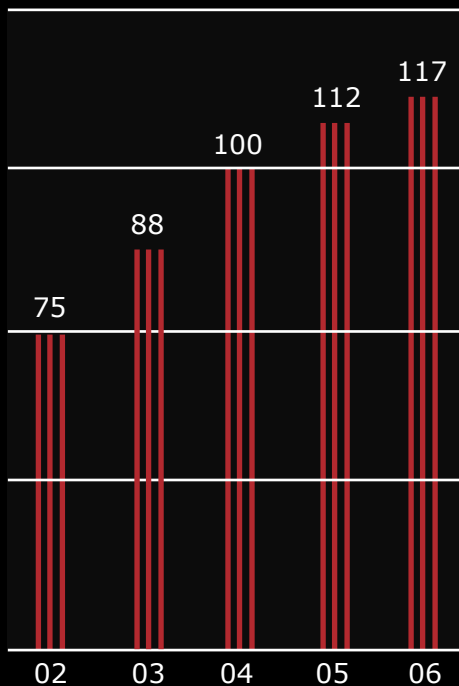


per day. We currently plan to add an additional three rigs during 2007. We anticipate that 2007 will be another strong year for Unit's drilling operations.

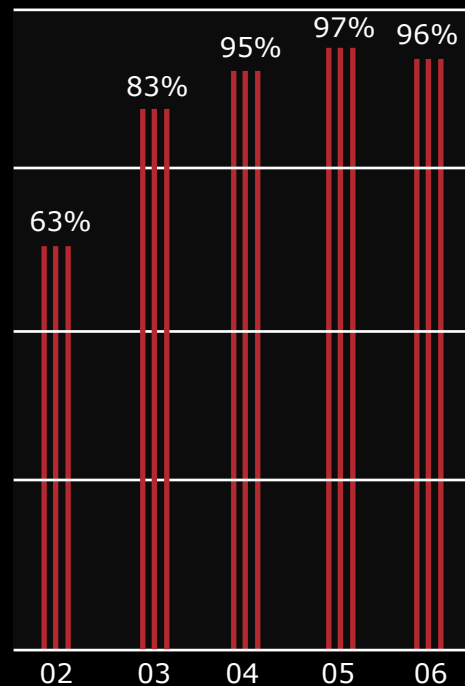
Contract Drilling Operations Data

Year Ended December 31,	2006	2005	2004	2003	2002
(Dollars in thousands)					
Revenue	\$ 699,396	\$ 462,141	\$ 298,304	\$ 183,146	\$ 118,173
Operating costs	\$ 313,882	\$ 266,472	\$ 210,912	\$ 138,762	\$ 91,338
Depreciation	\$ 51,959	\$ 42,876	\$ 33,659	\$ 23,644	\$ 14,684
% of revenue from daywork contracts	100%	100%	100%	98%	91%
Average dayrate on daywork contracts	\$ 18,767	\$ 12,431	\$ 8,937	\$ 7,808	\$ 7,716
Average cash flow per rig per day ⁽¹⁾	\$ 10,245	\$ 5,483	\$ 2,823	\$ 2,014	\$ 1,976

(1) Before elimination of intercompany rig profit.



Rig Count
Number at Year-End



Rig Utilization
Average % During the Year

UNIT PETROLEUM COMPANY

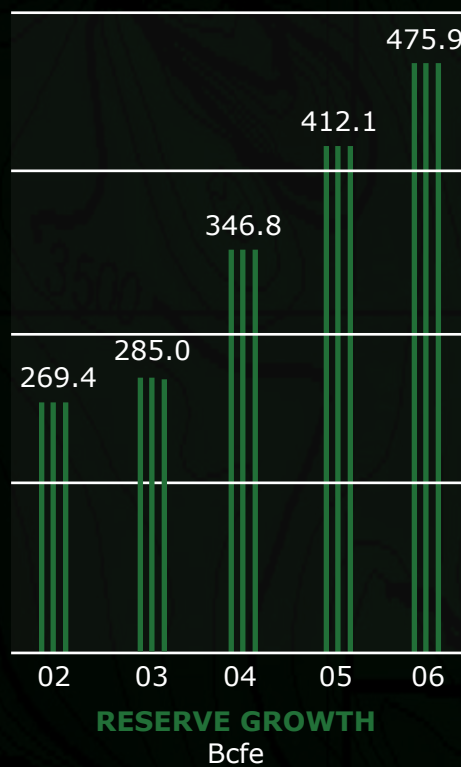
Unit Petroleum Company continues to post growing reserve and production figures as a result of our increased drilling activity. We have consistently demonstrated our ability to grow the company's asset base despite commodity price volatility. Our experienced geological, land and engineering staff has a proven record of generating and successfully drilling low risk field extension or development wells that meet our risk-weighted economic objectives.

Contributing to our year-over-year growth is a solid acquisition program tailored to meet our economic criteria. This strategy has helped us to increase our oil and natural gas reserve base by an average annual growth rate of 12% over the past 10 years and 18% over the past 23 years.

As of December 31, 2006, our total oil and natural gas reserves were a record 475.9 Bcfe, consisting of 11.6 million barrels of oil and 406.4 Bcf of natural gas, a 15% equivalent Bcf increase. 2006 marks the 23rd consecutive year that we have met

our goal of replacing at least 150% of each year's production with new oil and natural gas reserves. We replaced 221% of our 2006 oil and natural gas production despite a reduction of 11.2 Bcfe of reserves as a result of adjustments due to lower commodity prices at the end of 2006 as compared to 2005. Over the 23 year-period, Unit's average annual reserve replacement percentage is 228%.

Our oil and natural gas revenues increased 12% to \$357.6 million in 2006. The price we received for our natural gas averaged \$6.17 per





Mcf, a 19% decrease over 2005, while our average oil price was \$55.11 per barrel, a 10% increase over 2005.

Total equivalent production increased 30% to 52.9 Bcfe, a record for Unit.

Of that total, we produced 44.2 Bcf of natural gas, a 30% increase, and 1.5 million barrels of oil, a 34% increase. Our estimated production for 2007 should be approximately 60.0 Bcfe.

During 2006, we participated in the drilling of 248 new wells and had completed drilling operations on 233 of those wells. In addition, 11 wells were completed in 2006 that were spud in 2005 for a total of 244 completed wells. Of the 244 wells, 216 were completed as producing for a success rate of 88%. We plan to step up our drilling program during 2007 and drill

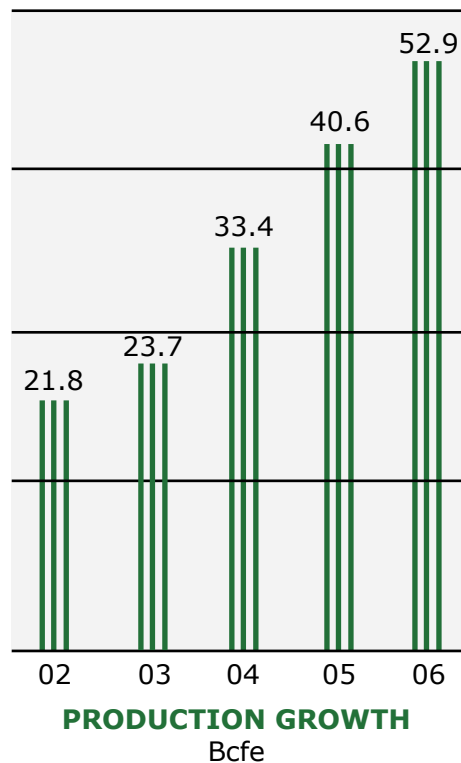
approximately 270 wells, an increase of 11%.

Our prospect inventory continues to grow. At year-end, we had identified more than 800 prospective wells to drill, which could provide additional

estimated net reserves to us of 465 Bcfe. These properties have been identified within our growing acreage inventory of approximately 1.4 million gross acres, the bulk of which is held by production. At year-end, we owned an interest in 7,443 gross wells.

For 2007, we have budgeted \$326 million for capital expenditures, a 30% increase over the company's 2006 capital

expenditures, excluding acquisitions. Of this total budget, \$280 million is planned for exploration and development drilling. With this aggressive strategy, we anticipate another positive year of growth for Unit.



SUPERIOR PIPELINE COMPANY

Superior Pipeline Company, L.L.C. was formed in 1996 with Unit Corporation owning 40% of the company. In July of 2004, Superior became a wholly-owned subsidiary when Unit completed the purchase of the 60% that it did not own.

Superior primarily conducts its business in the mid-stream segment of the natural gas industry. It has grown its operations over its 10-year history through grass roots construction projects, acquisitions of equipment and plants, and a strong customer base of mostly independent producers in the Mid-Continent region.

Superior's operations are located in Oklahoma, Kansas, Louisiana and Texas, and its asset base currently consists of three natural gas treatment plants, six operated natural gas processing plants, 37 active gathering systems and approximately 600 miles of pipeline.

Revenues for our mid-stream operations increased to \$101.9 million from

\$100.5 million in 2005. During the year, Superior's natural gas volumes gathered increased 74% over 2005 to 247,537 MMBtu per day, while its natural gas volumes processed increased 4% to 31,833 MMBtu per day.

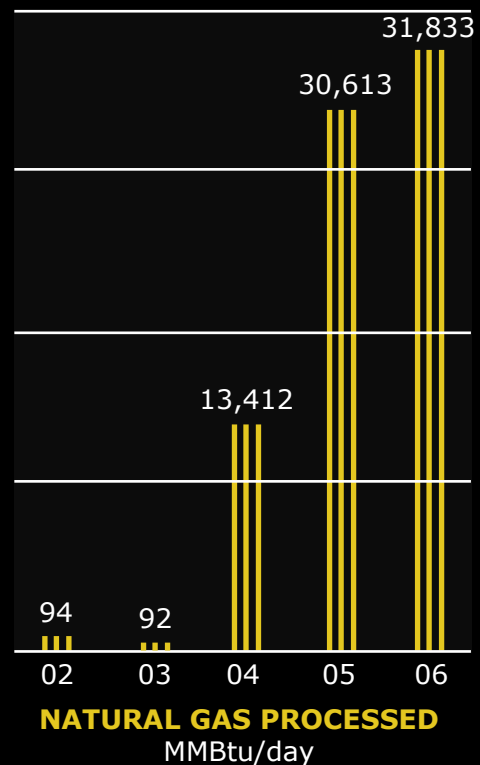
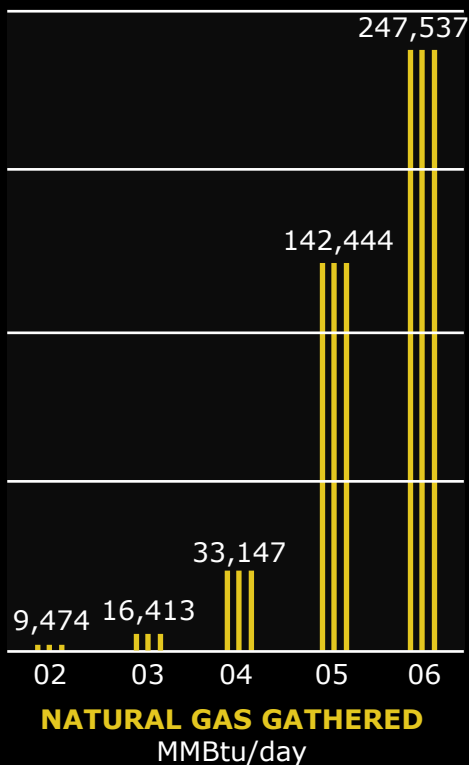
We have budgeted capital expenditures of \$25 million for 2007. Our plan is to grow the operations with grass roots projects and seek economic acquisitions during the year. In 2006, Superior completed the installation of a second natural gas treatment plant on the Panola gathering system, acquired two natural gas processing plants to be installed on existing facilities, completed the acquisition of an additional gathering system and processing plant and added an additional 100 miles of pipeline.

We are pleased with the growth and results of this side of our business and are looking forward to another year of positive change for Superior.



Mid-Stream Operations Data:

Year Ended December 31,	2006	2005	2004	2003	2002
(Dollars in thousands)					
Revenue	\$ 101,863	\$ 100,464	\$ 29,717	\$ 606	\$ 357
Operating costs	\$ 88,834	\$ 92,467	\$ 27,018	\$ 349	\$ 396
Depreciation	\$ 6,247	\$ 3,279	\$ 982	\$ 176	\$ 105
Gas gathered (MMBtu/day)	247,537	142,444	33,147	16,413	9,474
Gas processed (MMBtu/day)	31,833	30,613	13,412	92	94



FINANCIAL INFORMATION

Year Ended December 31, 2006 2005 2004 2003 2002

(Dollars in thousands except per share and average price amounts)

Statement of Income Data:

Revenues:

Contract drilling	\$ 699,396	\$ 462,141	\$ 298,204	\$ 183,146	\$ 118,173
Oil and natural gas	357,599	318,208	185,017	116,609	67,959
Gas gathering and processing	101,863	100,464	29,717	606	357
Other revenues	3,527	4,795	6,265	1,016	903
Total revenues	<u>\$ 1,162,385</u>	<u>\$ 885,608</u>	<u>\$ 519,203</u>	<u>\$ 301,377</u>	<u>\$ 187,392</u>

Income before change

in accounting principle	\$ 312,177	\$ 212,442	\$ 90,275	\$ 48,864	\$ 18,244
Net income	\$ 312,177	\$ 212,442	\$ 90,275	\$ 50,189	\$ 18,244

Income before change in accounting principle per common share:

Basic	\$ 6.75	\$ 4.62	\$ 1.97	\$ 1.12	\$ 0.47
Diluted	\$ 6.72	\$ 4.60	\$ 1.97	\$ 1.12	\$ 0.47

Net income per common share:

Basic	\$ 6.75	\$ 4.62	\$ 1.97	\$ 1.15	\$ 0.47
Diluted	\$ 6.72	\$ 4.60	\$ 1.97	\$ 1.15	\$ 0.47

Shares outstanding:

Basic	46,228	45,940	45,717	43,616	38,844
Diluted	46,451	46,189	45,934	43,773	39,112

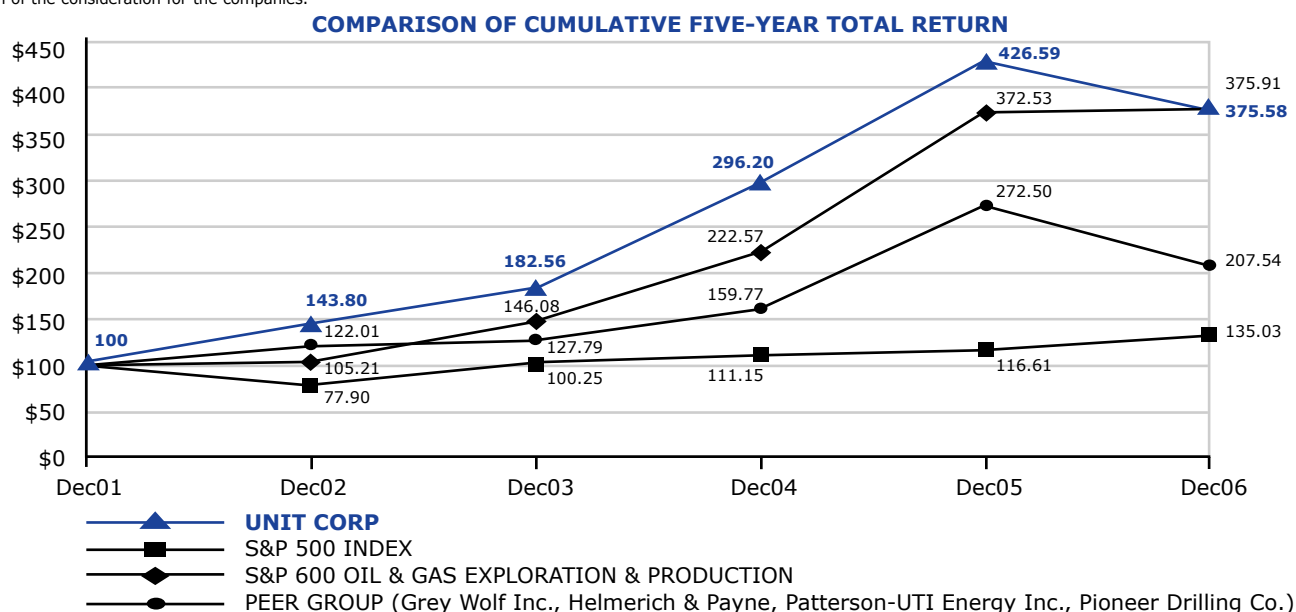
Balance Sheet Data:

Total assets	\$ 1,874,096	\$ 1,456,195	\$ 1,023,136	\$ 712,925	\$ 578,163
Other long-term liabilities	\$ 55,741	\$ 41,981	\$ 37,725	\$ 17,893	\$ 5,439
Long-term debt	\$ 174,300	\$ 145,000	\$ 95,500	\$ 400	\$ 30,500
Total debt-to-book capital ratio	13%	15%	14%	0%	7%
Shareholders' equity	\$ 1,158,036	\$ 836,962	\$ 608,269	\$ 515,768	\$ 421,372

Statement of Cash Flows Data:

Net cash provided by operating activities	\$ 506,702	\$ 317,771	\$ 203,210	\$ 121,712	\$ 70,547
Capital expenditures, including acquisitions (cash basis)	\$ 546,343	\$ 390,863	\$ 314,026	\$ 131,162	\$ 75,225 ⁽¹⁾

(1) Through the acquisition of CREC Rig Equipment Company and CDC Drilling Company, Unit had non-cash capital additions of \$122,491,000 for the 7,220,000 shares given as a portion of the consideration for the companies.



OPERATIONAL INFORMATION

Year Ended December 31, 2006 2005 2004 2003 2002

(Dollars in thousands except per share and average price amounts)

Contract Drilling Operations Data:

Number of rigs at year end	117	112	100	88	75
Wells drilled	1,033	980	832	530	318
Total footage drilled (feet in 1,000's)	11,461	10,815	9,261	6,580	3,829
Average number of rigs utilized	109.0	102.1	88.1	62.9	39.1
Average utilization	96%	97%	95%	83%	63%

Oil and Natural Gas Operations Data:

Proved oil and natural gas reserves discounted at 10% (before income taxes)	\$ 984,123	\$ 1,312,962	\$ 787,067	\$ 598,103	\$ 483,826					
Proved oil and natural gas reserves discounted at 10% (after income taxes)	\$ 684,895	\$ 863,683	\$ 521,612	\$ 420,254	\$ 345,314					
Total estimated proved reserves:										
Natural gas (MMcf)	406,400	352,841	295,406	254,192	244,811					
Oil (MBbl)	11,583	9,871	8,561	5,141	4,096					
Equivalent (MMcfe)	475,899	412,066	346,775	285,036	269,386					
Production:										
Natural gas (MMcf)	44,169	34,058	27,149	20,648	18,968					
Oil (MBbl)	1,453	1,084	1,048	516	473					
Equivalent (MMcfe)	52,889	40,565	33,438	23,742	21,808					
Average price:										
Natural gas (per Mcf)	\$ 6.17	\$ 7.64	\$ 5.42	\$ 4.87	\$ 2.87					
Oil (per Bbl)	\$ 55.11	\$ 50.14	\$ 33.20	\$ 26.94	\$ 21.54					
Equivalent (Mcfe)	\$ 6.66	\$ 7.75	\$ 5.44	\$ 4.83	\$ 2.96					
Gross operated wells	1,369	1,208	1,019	753	707					
Wells drilled	244	192	168	149	96					
Wells completed	216	179	144	128	74					
Success rate	89%	93%	86%	86%	77%					
Oil and natural gas wells producing or capable of producing at end of year:										
Gross		Gross	Net	Gross	Net					
Natural gas	4,659	1,007.8	3,719	830.0	3,169	672.6	2,590	549.6	2,514	526.1
Oil	2,784	492.9	2,746	428.9	2,716	418.6	803	280.4	790	273.3
Total	7,443	1,500.7	6,465	1,258.9	5,885	1,091.2	3,393	830.0	3,304	799.4

Mid-Stream Operations Data:

Natural gas gathered (MMBtu/day)	247,537	142,444	33,147	16,413	9,474
Natural gas processed (MMBtu/day)	31,833	30,613	13,412	92	94

DIRECTORS & OFFICERS

BOARD OF DIRECTORS

John G. Nikkel

Chairman of the Board

J. Michael Adcock

Chairman of the Board of Arvest Bank
Shawnee, Oklahoma

Gary Christopher

Investments
Tulsa, Oklahoma

Don Cook

Retired Partner and Co-founder of
Finley & Cook
Shawnee, Oklahoma

King P. Kirchner

Co-founder, Unit Corporation
Tulsa, Oklahoma

William B. Morgan

Executive Vice President and
General Counsel of
St. John Health System, Inc.
Tulsa, Oklahoma

Larry D. Pinkston

President and Chief Executive Officer

Robert Sullivan, Jr.

Principal, Sullivan and
Company LLC
Tulsa, Oklahoma

John H. Williams

Investments
Tulsa, Oklahoma

OFFICERS

John G. Nikkel

Chairman of the Board

Larry D. Pinkston

President and Chief Executive Officer

Mark E. Schell

Senior Vice President,
General Counsel and Secretary

David T. Merrill

Chief Financial Officer
and Treasurer

AUDIT COMMITTEE

Don Cook (Chairman)

Gary Christopher

William B. Morgan

NOMINATING & GOVERNANCE COMMITTEE

William B. Morgan (Chairman)

J. Michael Adcock

John H. Williams

COMPENSATION COMMITTEE

J. Michael Adcock (Chairman)

Don Cook

William B. Morgan

John H. Williams

CERTIFICATIONS

The Chief Executive Officer and Chief Financial Officer have certified in writing to the Securities and Exchange Commission (SEC) as to, the integrity of the company's financial statements included in the company's Annual Report on Form 10-K for the fiscal year ended December 31, 2006 filed with the SEC, and the effectiveness of the company's disclosure controls and procedures and internal control over financial reporting. The certifications are filed as Exhibits to the Form 10-K. On May 26, 2006 the Chief Executive Officer also certified to the New York Stock Exchange that he is not aware of any violation by the company of the New York Stock Exchange corporate governance listing standards.

INVESTOR INFORMATION

CORPORATE HEADQUARTERS

Unit Corporation
7130 South Lewis Avenue, Suite 1000
Tulsa, Oklahoma 74136
Telephone: 918-493-7700

INTERNET ADDRESS

<http://www.unitcorp.com>

TRANSFER AGENT & REGISTRAR

Communications concerning the transfer of shares, lost certificates and changes of address should be directed to:

American Stock Transfer & Trust Co.
59 Maiden Lane, Plaza Level
New York, NY 10038

You may reach them by telephone at 800-710-0929 or via the Internet at <http://www.amstock.com>.

STOCK LISTING

Our common stock trades on the New York Stock Exchange under the symbol: "**UNT**." During 2006, 107.3 million shares of our stock were traded on the NYSE, compared with 93.3 million shares in 2005. Approximately 46.3 million shares were outstanding at the end of 2006.

SHAREHOLDER PROFILE

We had 1,404 shareholders of record at year-end 2006.

INVESTOR RELATIONS

The Form 10-Q reports are available in May, August and November. The Form 10-K and Form 10-Q are available for viewing on our website at www.unitcorp.com. Copies of the Forms 10-K, 10-Q and Annual Report, filed with the Securities and Exchange Commission, are available without charge on written request to:

Linda Baugher


Investor Relations Department
7130 South Lewis Avenue, Suite 1000
Tulsa, Oklahoma 74136.
Telephone: 918-493-7700

INDEPENDENT REGISTERED PUBLIC ACCOUNTING FIRM

PricewaterhouseCoopers LLP
Tulsa, Oklahoma

INDEPENDENT PETROLEUM ENGINEERS

Ryder Scott Company, L.P.
Houston, Texas



7130 South Lewis Avenue
Suite 1000
Tulsa, Oklahoma 74136
918-493-7700
www.unitcorp.com